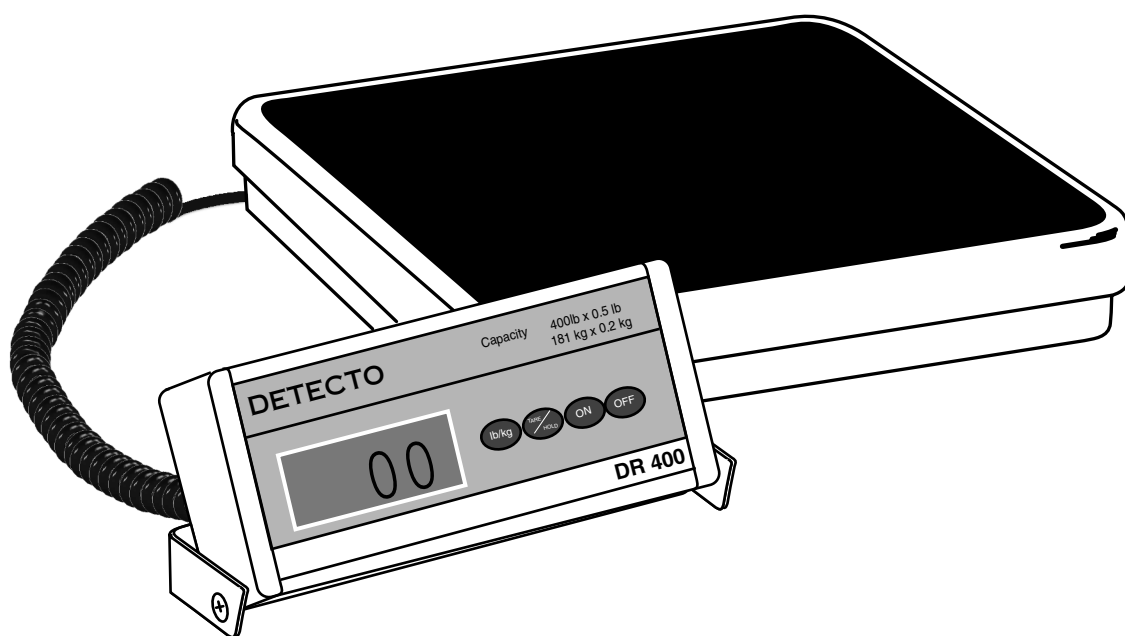




DR400C
DIGITAL PLATFORM SCALE
Operation Manual



MODEL DR400C

The Model DR400C is a 400lb Digital Platform Scale. The scale can be powered by batteries or an AC adapter (included). The scale is equipped with a movable display that can be placed on the work surface or mounted to the wall.

FCC COMPLIANCE STATEMENT

WARNING! This equipment generates, uses and can radiate radio frequency and if not installed and used in accordance with the instruction manual, may cause interference to radio communications. It has been tested and found to comply with the limits for a Class A computing device pursuant to Subpart J of Part 15 of FCC rules, which are designed to provide reasonable protection against such interference when operated in a commercial environment. Operation of this equipment in a residential area may cause interference in which case the user will be responsible to take whatever measures necessary to correct the interference.

You may find the booklet "How to Identify and Resolve Radio TV Interference Problems" prepared by the Federal Communications Commission helpful. It is available from the U.S. Government Printing Office, Washington, D.C. 20402. Stock No. 001-000-00315-4.

All rights reserved. Reproduction or use, without expressed written permission, of editorial or pictorial content, in any manner, is prohibited. No patent liability is assumed with respect to the use of the information contained herein. While every precaution has been taken in the preparation of this manual, the Seller assumes no responsibility for errors or omissions. Neither is any liability assumed for damages resulting from use of the information contained herein. All instructions and diagrams have been checked for accuracy and ease of application; however, success and safety in working with tools depend to a great extent upon the individual accuracy, skill and caution. For this reason the Seller is not able to guarantee the result of any procedure contained herein. Nor can they assume responsibility for any damage to property or injury to persons occasioned from the procedures. Persons engaging the procedures do so entirely at their own risk.

Serial Number _____ Date of Purchase _____ Purchased Form _____
RETAIN THIS INFORMATION FOR FUTURE USE

TABLE OF CONTENTS


- Introduction 1
- Description of Parts 1
- Main Features 1
- Before You Begin 1
- Battery Installation 1
- Auto Shut-Off Feature 1
- Mounting the Unit 2
- Display and Function 2
- General Operation 2
 - Power On 2
 - Weighing 2
 - Tare Operation 2
 - Tare Capability 2
- Error and Status Messages 3

FEATURES


- Display:** 1.0" high LCD display
- Tare/Hold Button:** When pressed, one time the scale will tare (zero out) the load on the platform. When pressed and held for 2-3 seconds any load on the scale will continue to show on the display even after the load has been removed.
- Lb/kg Button:** When pressed, converts the displayed weight from pounds to kilograms, or from kilograms to pounds.
- Capacity:** 400lbs
- Graduations:** 0.5lbs
- Auto Shut-off:** powers off after 2 minutes of non-use
- Power Source:** 6 AA batteries (not included) with automatic shut-off *OR* included UL listed 120V AC 60Hz to 9V DC 300mA adapter.

PRECAUTIONS

Before using this instrument, read this manual and pay special attention to all "WARNING" symbols:



IMPORTANT



ELECTRICAL
WARNING

This is a “Table of Contents preview” for quality assurance

The full manual can be found at <http://the-checkout-tech.com/estore/catalog/>

We also offer free downloads, a free keyboard layout designer, cable diagrams, free help and support.

<http://the-checkout-tech.com> : *the biggest supplier of cash register and scale manuals on the net*